

Single Pole Dist. Block, 1,250 A IEC, 2 Cables Line, 9 Cables Load, Aluminum

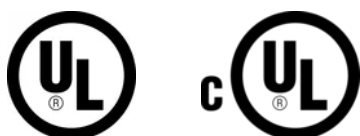
Data Solutions

KATALOGOVÉ ČÍSLO

UD2C9C1250AL



CERTIFICATIONS



VLASTNOSTI

Tinned copper or aluminum block allows for copper or aluminum conductor direct connections, or using ferrule

Screw retaining cover is hinged and removable

Design allows for visual inspection of conductor and confirmation of connection

Modular snap-together blocks for building multi-pole power blocks

Easily clips onto DIN rail or mounts to panel with screws

95% fill ratio

RoHS compliant

Conforms to EN 45545 obtaining an HL3 classification for chapter R23 and HL2 classification for chapter R22

Halogen free

VLASTNOSTI PRODUKTU

Article Number: 569209

Povrchová úprava: Tinned

Max Current Rating, IEC: 1250A

Max Current Rating, UL/CSA: 950A

Line Side Connection: 2 Cables

Load Side Connection: 9 Cables

Materiál: Hliník; Thermoplastic

Line Side Max Conductor Size, IEC: 400 mm²

Load Side Max Conductor Size, IEC: 95 mm²

Max Working Voltage, IEC (Ui): 1000; 1500

Max Working Voltage, UL (Vin): 1000

Short Term Withstand Current (Icw) 1s: 84kA

Peak Short Circuit Current (Ipk): 73.5kA

Rated Conditional Short-Circuit Current (Icc): 35kA

Short Circuit Current Rating (SCCR): 100kA

Line Side Number of Connections: 2

Line Side Compact Stranded Wire Size: 185 - 400 mm²

Line Side Wire Size: 400 – 750

Load Side Number of Connections: 9

Load Side Compact Stranded Wire Size: 10 - 95 mm²

Load Side Stranded Wire Size - Ferrule: #8 - #1

Load Side Wire Size: #8 - 3/0

Enclosure Rating: IP 20

Hloubka (D): 195.6mm

Height (H): 112.1mm

Width (W): 70.5mm

Unit Weight: 0.93kg

Certification Details: UL® 1953

Flammability Rating: UL® 94V-0

Complies With: IEC® 60947-7-1

DALŠÍ PODROBNOSTI O PRODUKTU

Increase the number of outputs with one input using a jumper on blocks with a Max Current Rating, IEC up to 160 A.

Blocks with 1,000 VAC/DC Max Working Voltage, UL are ideal for solar applications.

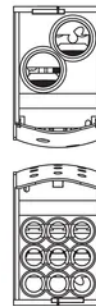
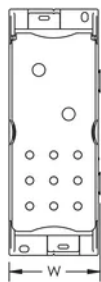
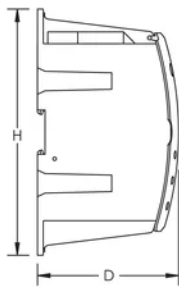
Design Guideline for Distribution Blocks, Power Blocks and Power Terminals

Derating according to Ambient* Temperature (°C) to maintain working temperature of 85°C

Ambient Temperature (°C)	30°	35°	40°	45°	50°	55°	60°	65°	70°	75°
Derating Coefficient (d)	1	1	1	0.94	0.88	0.82	0.75	0.67	0.58	0.47

*environment around the terminal blocks inside the enclosure

DIAGRAMS



UPOZORNĚNÍ

Produkty nVent musí být instalovány a používány pouze tak, jak je uvedeno v instrukčních listech a materiálech pro školení nVent. Instrukční listy jsou k dispozici na www.nvent.com a od vašeho zástupce zákaznického servisu nVent. Nesprávná instalace, zneužití, nesprávné použití nebo jiný nedostatek úplného dodržování pokynů a varování nVent může způsobit selhání produktu, poškození majetku, vážné zranění osob a smrt a/nebo zrušit vaši záruku.



Naše portfolio silných značek:

CADDY ERICO HOFFMAN ILSCO SCHROFF TRachte